

DESIGN AWARD 2023

MOVE IT 10 system

recessed trimless / surface

EN Thin extruded aluminium profile with 16 mm (trimless) or 11 mm (surface) height and 10 mm width groove; optionally for trimless installation in plasterboard ceilings (wall or ceiling mounting) with 12.5 mm ceiling thickness; or for wall-/ceiling surface mounting; designed for continuous lighting systems; flexible system design through L, T or X connectors or by means of FLEX or LEVEL connectors; with integrated power track profile for take off of supply voltage and DALI-2 signal; surface anodised or powder coated; insets can be installed flexibly and without tools by means of clip mount

DE Niedriges Aluminiumstrangpressprofil mit 16 mm (trimless) bzw. 11 mm (surface) Höhe und 10 mm Fugenbreite; wahlweise für den randlosen Einbau in Gipskartondecken (Wand- oder Deckenmontage) mit 12,5 mm Deckenstärke; oder für Wand-/Deckenanbaumontage; ausgelegt für durchgehende Lichtsysteme; flexibler Systemaufbau durch L-, T- oder X-Verbinder bzw. mittels FLEX- oder LEVEL-Verbinder; mit integriertem Stromschienenprofil für Abnahme von Versorgungsspannung und DALI-2 Signal; Oberfläche eloxiert bzw. pulverbeschichtet; flexible und werkzeuglose Montage der Einsätze durch Clipverschluss

Quickinfo

2700 K, 3000 K, 3500 K, 4000 K
CRI ≥ 90
L90 @ 50 000 h
DALI-2

Types

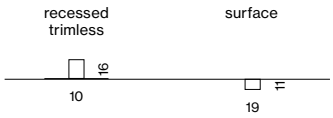

Configurations

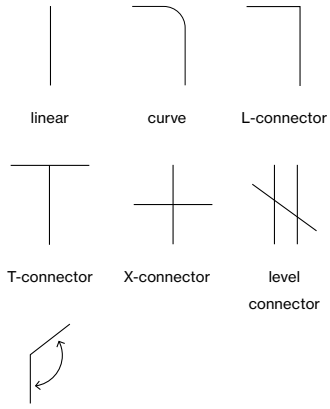

Colours



custom cut on building site

Order options

CONTROL

DALI-2

MATERIAL COLOUR

traffic white 9016 / jet black 9005	P
jet black RAL 9005	8

MATERIAL COLOUR ACCESSORIES

traffic white* RAL 9016	7
jet black RAL 9005	8

*mechanical connectors are always traffic white / jet black accept mechanical recessed trimless

Options on request

CONNECTOR

T connector mechanical

X connector mechanical

only for recessed trimless

MOVE IT 10 trimless

DALI-2 | 48V | TRACK max. 6,67 A

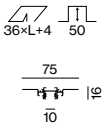

INSTALLATION TRACK

L (mm)		ORDER CODE
1100	channel	030-1113038
2100	channel	030-1115038
3100	channel	030-1117038
custom cut	channel	E83610 · · · · 8

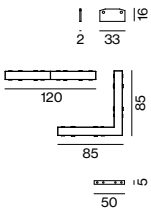

END CAPS / CONNECTORS

TYPE	ORDER CODE
end caps (pair)	030-1120018
linear connector electrical	030-2101138
L connector electrical	030-2111138
T connector electrical*	030-2121138
X connector electrical*	030-2131138
linear connector mechanical	030-1134018
L connector mechanical	030-1135018

*when using T and X connector mechanical

more electrical and mechanical connectors see p. 21

MOVE IT 10 surface

DALI-2 | 48V | TRACK max. 6,67 A

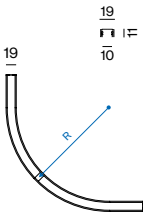

INSTALLATION TRACK

L (mm)		ORDER CODE
1100	channel	030-121303
2100	channel	030-121503
3100	channel	030-121703
custom cut	channel	E83620 · · · ·
R 300	curve channel	030-123103
R 500	curve channel	030-123203

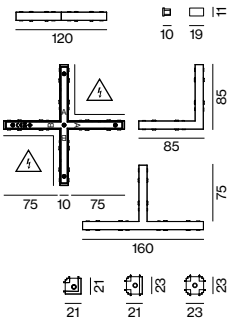

END CAPS / CONNECTORS

TYPE	ORDER CODE
end caps (pair)	030-122001
linear connector electrical	030-2101138
L connector electrical	030-2111138
T connector electrical	030-2121138
X connector electrical	030-2131138
L connector mechanical	030-123501
T connector mechanical	030-123601
X connector mechanical	030-123701

more electrical and mechanical connectors see p. 21

Accessories

BLIND COVER

L (mm)		ORDER CODE
1100	blind cover	030-100301
2100	blind cover	030-100501
3100	blind cover	030-100701
custom cut	blind cover	E83600 · · · ·

ELECTRICAL ACCESSORIES

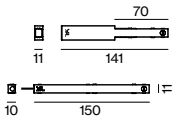

TYPE	ORDER CODE
power feeder (only for surface)	030-2523038
internal power feeder (incl. cable 2000 mm)	030-2525038
internal power feeder (incl. cable 5000 mm)	030-2525138

MOUNTING ACCESSORY

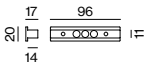

TYPE	ORDER CODE
3-in-1 mounting tool	030-2611000

guiding device for custom cut on building site (2 pcs required); drilling template for Indirect Light Inset and Pass Through Connector

DESIGN AWARD 2023

MOVE IT 10 system

suspended

EN Thin extruded aluminium profile with 10 mm width groove; choice of angular (24 mm height) or tubular (26 mm height) design; for suspended mounting (cable suspension, height adjustment without tools, incl. black feed); with integrated power track profile on both sides for take off of supply voltage and DALI-2 signal; power supply and DALI-2 signal for both power tracks with only one feed by means of PASS THROUGH connector; designed for continuous lighting systems; flexible system design through L, T or X connectors or by means of LEVEL connectors; surface anodised or powder coated; insets can be installed flexibly and without tools by means of clip mount

DE Niedriges Aluminiumstrangpressprofil mit 10 mm Fugenbreite; wahlweise kantige (24 mm Höhe) bzw. tubulare (26 mm Höhe) Bauform; für abgehängte Montage (Seilabhängung, werkzeuglose Höhenverstellung, inkl. schwarzer Einspeiseleitung); mit beidseitig integriertem Stromschienenprofil für Abnahme von Versorgungsspannung und DALI-2 Signal; Spannungsversorgung und DALI-2 Signal für beide Stromschienen mit nur einer Einspeisung durch PASS THROUGH-Verbinder; ausgelegt für durchgehende Lichtsysteme; flexibler Systemaufbau durch L-, T- oder X-Verbinder bzw. mittels LEVEL-Verbinder; Oberfläche eloxiert bzw. pulverbeschichtet; flexible und werkzeuglose Montage der Einsätze durch Clipverschluss

Quickinfo

2700 K, 3000 K, 3500 K, 4000 K
CRI ≥ 90
L90 @ 50 000 h
DALI-2

Types

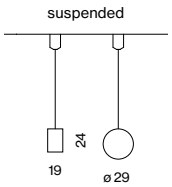

Configurations

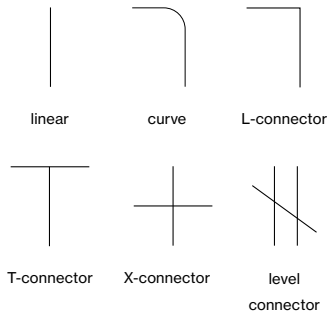

Colours



custom cut on building site

Order options

CONTROL

DALI-2

MATERIAL COLOUR

traffic white 9016 / jet black 9005	P
jet black RAL 9005	8

MATERIAL COLOUR ACCESSORIES

traffic white* RAL 9016	7
jet black RAL 9005	8

*mechanical connectors are traffic white / jet black

MATERIAL COLOUR CABLE SUSPENSION

chrome	4
jet black RAL 9005	8
traffic white 9016 / chrome	7

MOVE IT 10 square suspended

DALI-2 | 48V | TRACK max. 6,67 A

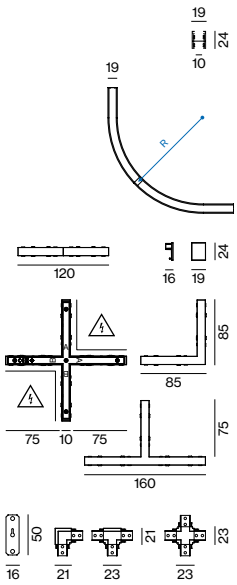

INSTALLATION TRACK

L (mm)		ORDER CODE
1100	channel	030-131303
2100	channel	030-131503
3100	channel	030-131703
custom cut	channel	E83630 · · · ·
R 300	curve channel	030-133103
R 500	curve channel	030-133203

END CAPS / CONNECTORS

TYPE	ORDER CODE
end caps (pair)	030-132001
linear connector electrical	030-2101138
L connector electrical	030-2111138
T connector electrical	030-2121138
X connector electrical	030-2131138
linear connector mechanical	030-2300018
L connector mechanical	030-133501
T connector mechanical	030-133601
X connector mechanical	030-133701

more electrical and mechanical connectors see page 21

MOVE IT 10 round suspended

DALI-2 | 48V | TRACK max. 6,67 A

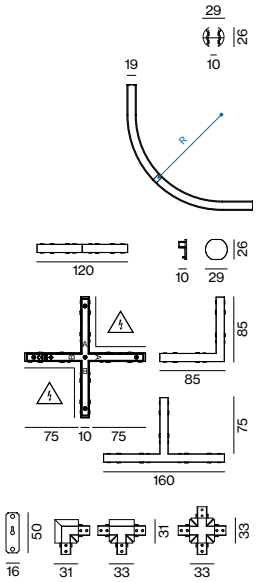

INSTALLATION TRACK

L (mm)		ORDER CODE
1100	channel	030-141303
2100	channel	030-141503
3100	channel	030-141703
custom cut	channel	E83640 · · · ·
R 300	curve channel	030-143103
R 500	curve channel	030-143203

END CAPS / CONNECTORS

TYPE	ORDER CODE
end caps (pair)	030-142001
linear connector electrical	030-2101138
L connector electrical	030-2111138
T connector electrical	030-2121138
X connector electrical	030-2131138
linear connector mechanical	030-2300018
L connector mechanical	030-143501
T connector mechanical	030-143601
X connector mechanical	030-143701

more electrical and mechanical connectors see page 21

Accessories

BLIND COVER see page 19

INDIRECT LIGHT INSET see page 19

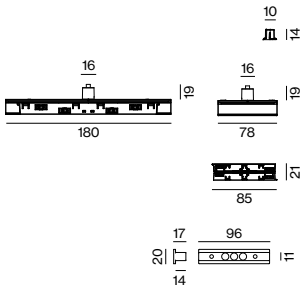

CABLE SUSPENSION / CANOPY / ELECTRICAL ACCESSORIES

TYPE	L (mm)	ORDER CODE
cable suspension	1500	030-223001
cable susp. linear connector	1500	030-221001
cable susp. linear conn. electrical	1500	030-222001
canopy square	90·90·22	005-231171
canopy round	ø90·22	005-260073
internal power feeder (incl. cable 2000 mm)		030-2525038
internal power feeder (incl. cable 5000 mm)		030-2525138
pass through connector electrical (pair)		030-2171138
3-in-1 mounting tool*		030-2611000

*guiding device for custom cut on building site (2 pcs required); drilling template for Indirect Light Inset and Pass Through Connector

more electrical and mechanical connectors see page 21

DESIGN AWARD 2023

MOVE IT 10 system

direct suspended

EN Thin extruded aluminium profile with 24 mm height and 10 mm width groove; for suspended mounting (cable suspension, height adjustment without tools, incl. black feed); designed for continuous lighting systems; flexible system design through L, T or X connectors or by means of LEVEL connectors; with integrated power track profile for take off of supply voltage and DALI-2 signal; surface anodised or powder coated; insets can be installed flexibly and without tools by means of clip mount

DE Niedriges Aluminiumstrangpressprofil mit 24 mm Höhe und 10 mm Fugenbreite; für abgehängte Montage (Seilabhängung, werkzeuglose Höhenverstellung, inkl. schwarzer Einspeiseleitung); ausgelegt für durchgehende Lichtsysteme; flexibler Systemaufbau durch L-, T- oder X-Verbinder bzw. mittels LEVEL-Verbinder; mit integriertem Stromschienenprofil für Abnahme von Versorgungsspannung und DALI-2 Signal; Oberfläche eloxiert bzw. pulverbeschichtet; flexible und werkzeuglose Montage der Einsätze durch Clipverschluss

Quickinfo

2700 K, 3000 K, 3500 K, 4000 K
CRI ≥ 90
L90 @ 50 000 h
DALI-2

Type

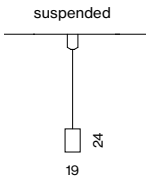

Configurations

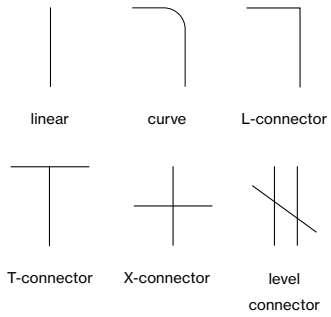

Colours



custom cut on building site

Order options

CONTROL

DALI-2

MATERIAL COLOUR

traffic white 9016 / jet black 9005	P
jet black RAL 9005	8

MATERIAL COLOUR ACCESSORIES

traffic white* RAL 9016	7
jet black RAL 9005	8

*mechanical connectors are traffic white / jet black

MATERIAL COLOUR CABLE SUSPENSION

chrome	4
jet black RAL 9005	8
traffic white 9016 / chrome	7

MOVE IT 10 square direct suspended

DALI-2 | 48V | TRACK max. 6,67 A

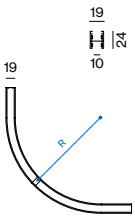

INSTALLATION TRACK

L (mm)		ORDER CODE
1100	channel	030-151303
2100	channel	030-151503
3100	channel	030-151703
custom cut	channel	E83650 · · · ·
R 300	curve channel	030-153103
R 500	curve channel	030-153203

Accessories

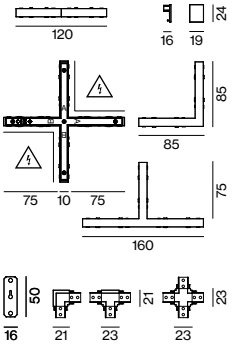

END CAPS / CONNECTORS

TYPE	ORDER CODE
end caps (pair)	030-132001
linear connector electrical	030-2101138
L connector electrical	030-2111138
T connector electrical	030-2121138
X connector electrical	030-2131138
linear connector mechanical	030-2300018
L connector mechanical	030-133501
T connector mechanical	030-133601
X connector mechanical	030-133701

more electrical and mechanical connectors see page 21

BLIND COVER

L (mm)		ORDER CODE
1100	blind cover	030-100301
2100	blind cover	030-100501
3100	blind cover	030-100701
custom cut	blind cover	E83600 · · · ·

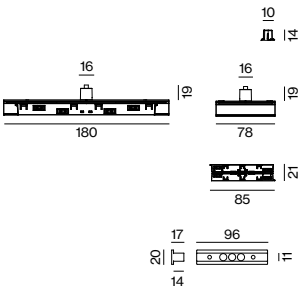

CABLE SUSPENSION / CANOPY / ELECTRICAL ACCESSORIES

TYPE	L (mm)	ORDER CODE
cable suspension	1500	030-223001
cable susp. linear connector	1500	030-221001
cable susp. linear conn. electrical	1500	030-222001
canopy square	90·90·22	005-231171
canopy round	ø90·22	005-260073
internal power feeder (incl. cable 2000 mm)		030-2525038
internal power feeder (incl. cable 5000 mm)		030-2525138
pass through connector electrical (pair)		030-2171138
3-in-1 mounting tool*		030-2611000

*guiding device for custom cut on building site (2 pcs required); drilling template for Indirect Light Inset and Pass Through Connector

more electrical and mechanical connectors see page 21

MOVE IT 10 system

pole

EN Thin extruded aluminium profile with 10 mm width groove; choice of angular (24 mm height) or tubular (26 mm height) design; for vertical and horizontal mounting; easy installation of the mounting set, incl. feed; with integrated power track profile on both sides for take off of supply voltage and DALI-2 signal; power supply and DALI-2 signal for both power tracks with only one feed by means of PASS THROUGH connector; designed for continuous lighting systems; flexible system design through L, T or X connectors or by means of LEVEL connectors; surface anodised or powder coated; insets can be installed flexibly and without tools by means of clip mount

DE Niedriges Aluminiumstrangpressprofil mit 10 mm Fugenbreite; wahlweise kantige (24 mm Höhe) bzw. tubulare (26 mm Höhe) Bauform; für vertikale und horizontale Montage; einfache Installation des Montagesets, inkl. Einspeisung; mit beidseitig integriertem Stromschienenprofil für Abnahme von Versorgungsspannung und DALI-2 Signal; Spannungsversorgung und DALI-2 Signal für beide Stromschienen mit nur einer Einspeisung durch PASS THROUGH-Verbinder; ausgelegt für durchgehende Lichtsysteme; flexibler Systemaufbau durch L-, T- oder X-Verbinder bzw. mittels LEVEL-Verbinder; Oberfläche eloxiert bzw. pulverbeschichtet; flexible und werkzeuglose Montage der Einsätze durch Clipverschluss

Quickinfo

2700 K, 3000 K, 3500 K, 4000 K
CRI ≥ 90
L90 @ 50 000 h
DALI-2

Types

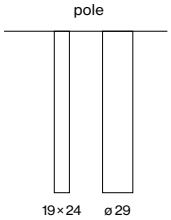

Mounting types

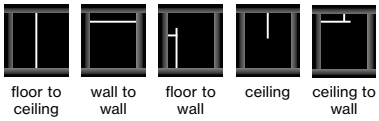

Colours



custom cut on building site

Order options

COLOUR TEMPERATURE

2700 K	4
3000 K	5
3500 K	7
4000 K	6

CONTROL

DALI-2

MATERIAL COLOUR

◪ traffic white 9016 / jet black 9005	P
● jet black RAL 9005	8

MATERIAL COLOUR ACCESSORIES

○ traffic white* RAL 9016	7
● jet black RAL 9005	8

*mechanical connectors are traffic white / jet black

INSET POWER is the current consumption excluding any ballast
LUMINOUS FLUX value calculated for CRI ≥ 90, colour black

MOVE IT 10 square pole

DALI-2 | 48V | TRACK max. 6,67 A

INSTALLATION TRACK

L (mm)		ORDER CODE
1100	channel	030-131303
2100	channel	030-131503
3100	channel	030-131703
custom cut	channel	E83630 · · · ·

INSTALLATION TRACK DIRECT

L (mm)		ORDER CODE
1100	channel	030-151303
2100	channel	030-151503
3100	channel	030-151703
custom cut	channel	E83650 · · · ·

MOUNTING SET

TYPE	ORDER CODE
floor to ceiling set (pair)	030-134101
wall to wall set (pair)	030-134101
floor to wall set (wall bracket 400 mm incl. end cap)	030-134201
ceiling set (incl. end cap)	030-134301

MOVE IT 10 round pole

DALI-2 | 48V | TRACK max. 6,67 A

INSTALLATION TRACK

L (mm)		ORDER CODE
1100	channel	030-141303
2100	channel	030-141503
3100	channel	030-141703
custom cut	channel	E83640 · · · ·

MOUNTING SET

TYPE	ORDER CODE
floor to ceiling set (pair)	030-144101
wall to wall set (pair)	030-144101
floor to wall set (wall bracket 400 mm incl. end cap)	030-144201
ceiling set (incl. end cap)	030-144301

Accessories

BLIND COVER

L (mm)		ORDER CODE
1100	blind cover	030-100301
2100	blind cover	030-100501
3100	blind cover	030-100701
custom cut	blind cover	E83600 · · · ·

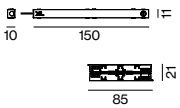

ELECTRICAL ACCESSORIES

TYPE	ORDER CODE
internal power feeder (incl. cable 2000 mm)	030-2525038
internal power feeder (incl. cable 5000 mm)	030-2525138
pass through connector electrical (pair)	030-2171138

MOUNTING ACCESSORY

TYPE	ORDER CODE
3-in-1 mounting tool	030-2611000

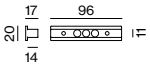

guiding device for custom cut on building site (2 pcs required); drilling template for Indirect Light Inset and Pass Through Connector

Types

1. **Linear Connector**
2. **L-Connector**
3. **T-Connector**
4. **X-Connector**
5. **Flex Connector**
6. **Ceiling to Wall Connector**
7. **Level Connector**
8. **Pass Through Connector**

Configurations

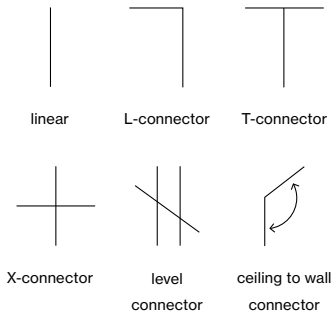

Colours

ELECTRICAL accessories

MOVE IT 10 system

EN Mechanical and electrical connectors to MOVE IT 10 system; in L-, T- or X-shape; or FLEX, CEILING TO WALL or LEVEL connectors, as well as PASS THROUGH connectors; for flexible system design; different converters for the entire MOVE IT system

DE Mechanische und elektrische Verbinder zu MOVE IT 10 system; in L-, T- oder X-Form; bzw. FLEX-, CEILING TO WALL- oder LEVEL-Verbinder, sowie PASS THROUGH-Verbinder; für flexiblen Systemaufbau; unterschiedliche Konverter für gesamtes MOVE IT system

Order options

CONNECTOR MECHANICAL T

recessed*	1
surface	2
suspended square	3
suspended round	4

*T- and X-connector on request

CONTROL

DALI-2

MATERIAL COLOUR ACCESSORIES

○ traffic white* RAL 9016	7
● jet black RAL 9005	8

*mechanical connectors are always traffic white / jet black accept mechanical recessed trimless

Options on request

CONNECTOR

T connector mechanical

X connector mechanical

only for recessed trimless

Electrical accessories

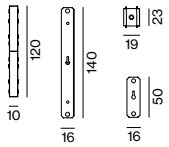

LINEAR CONNECTOR

TYPE	ORDER CODE
linear connector electrical	030-2101138
linear connector mechanical/electrical	030-2301038
linear connector mechanical recessed	030-113401 ■
linear connector mechanical suspended	030-2300018

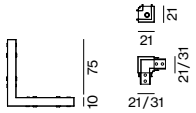

L CONNECTOR

TYPE	ORDER CODE
L connector electrical	030-2111138
L connector mechanical	030-1T3501 ■

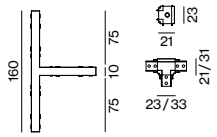

T CONNECTOR

TYPE	ORDER CODE
T connector electrical	030-2121138
T connector mechanical	030-1T3601 ■

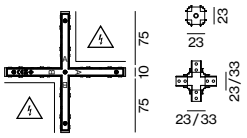

X CONNECTOR

TYPE	ORDER CODE
X connector electrical	030-2131138
X connector mechanical	030-1T3701 ■

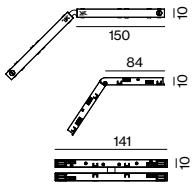

FLEX / CEILING TO WALL / LEVEL

TYPE	ORDER CODE
flex connector electrical	030-2141138
ceiling to wall connector electrical	030-2161138
level connector electrical	030-2151138
level connector mechanical	030-2351118

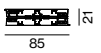

PASS THROUGH CONNECTOR

TYPE	ORDER CODE
pass through connector electrical (pair)	030-2171138

electrical connection from direct to indirect and vice versa

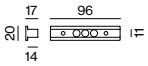

MOUNTING ACCESSORY

TYPE	ORDER CODE
3-in-1 mounting tool	030-2611000

guiding device for custom cut on building site (2 pcs required); drilling template for Indirect Light Inset and Pass Through Connector

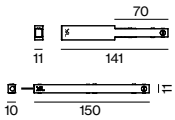

POWER FEEDER

TYPE	ORDER CODE
power feeder (only for surface)	030-2523038
internal power feeder (incl. cable 2000 mm)	030-2525038
internal power feeder (incl. cable 5000 mm)	030-2525138

Order options

CONTROL

DALI-2

MATERIAL COLOUR

● jet black RAL 9005

WIRELESS TO DALI-2 control device

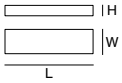

POWER SUPPLY EXTERNAL supply 220-240 V AC, 48 V, 50-60 Hz

TYPE	EFFICIENCY	MOUNTING	L·W·H (mm)	ORDER CODE
100 W	⧈ PC II η 92 %	external	350·30·18	002-62134
150 W	⧈ PC II η 92 %	external	350·30·18	002-62135
250 W	⧈ PC II η 93 %	external	400·40·22	002-62139

ENEC approved

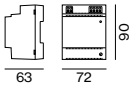

POWER SUPPLY BASIC 48 V

220 – 240 V | 50 – 60 Hz | ⧈ PC II | Lifetime @ 120 W, 45° ambient temp.
cascadable max. 3 devices

TYPE	EFFICIENCY / LIFETIME	W·H·D (mm)	ORDER CODE
160 W	η 94.5 % / > 100.000 h	72·90·63	005-6520210

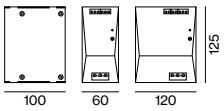

DIN RAIL POWER SUPPLY PRO 48 V

220 – 240 V | 50 – 60 Hz | ⏚ PC I | MTBF @ 55° ambient temperature
cascadable max. 5 devices (240 W) or 3 devices (480 W)

TYPE	EFFICIENCY / MTBF	W·H·D (mm)	ORDER CODE
240 W	η 92 % / > 400.000 h	60·125·100	005-6220110
480 W	η 93 % / > 350.000 h	120·125·100	005-6220210

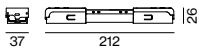

DALI-2 SELV DEVICE

TYPE	L·W·H (mm)	ORDER CODE
control unit	212·37·26	050-2061130

necessary to create DALI-2 SELV signal; DALI power supply integrated

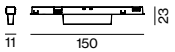

WIRELESS TO DALI-2 CONTROL DEVICE

TYPE	L·W·H (mm)	ORDER CODE
Casambi	150·11·23	030-2531030

DALI-2 SELV device required

Private Residence
Visualisation



Quickinfo

2700 K, 3000 K, 3500 K, 4000 K
CRI ≥ 90, 3 SDCM
up to 2390 lm | 91 lm/W
DALI-2

Types

opal

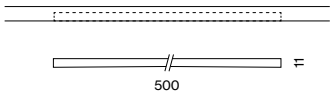

reflectorline

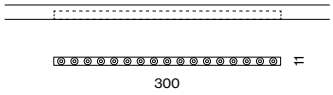

darklight

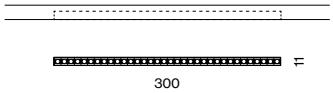

indirect

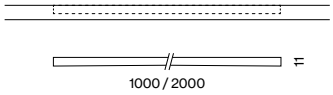

Colour

Light distributions

DESIGN AWARD 2023

REFLECTORLINE / OPAL / DARKLIGHT / INDIRECT

linear inset 10



flush mounted

flex inset for reflectoreline

Order options

COLOUR TEMPERATURE

2700 K	4
3000 K	5
3500 K	7
4000 K	6

CONTROL

DALI-2

MATERIAL COLOUR

● jet black RAL 9005

LIGHT OPTIC

opal high performance
reflectorline
darklight
indirect

LIGHT INSET 10

CRI ≥ 90 | RG 0 IEC 62471 | DALI 1 ADDR. | III 48V

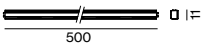

OPAL HIGH PERFORMANCE

INS. POWER	COLOUR TEMP.	LUM. FLUX	L (mm)	ORDER CODE
5.9 W	2700 K	389 lm	500	030-6120 :: 38H
	3000 K	421 lm		
	4000 K	421 lm		

UGR ≤ 19 | CRI ≥ 90 | DALI 1 ADDR. | III 48V

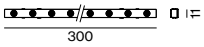

REFLECTORLINE

INS. POWER	COLOUR TEMP.	LUM. FLUX	L (mm)	ORDER CODE
6.6 W	2700 K	575 lm	300	030-6110 :: 38M
	3000 K	601 lm		
	4000 K	601 lm		

REFLECTORLINE FLEX

INS. POWER	COLOUR TEMP.	LUM. FLUX	L (mm)	ORDER CODE
6.6 W	2700 K	575 lm	300	030-7110 :: 38M
	3000 K	601 lm		
	4000 K	601 lm		

UGR ≤ 16 | CRI ≥ 90 | RG 0 IEC 62471 | DALI 1 ADDR. | III 48V

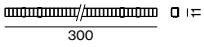

DARKLIGHT

INS. POWER	COLOUR TEMP.	LUM. FLUX	L (mm)	ORDER CODE
5.7 W	2700 K	441 lm	300	030-6210 :: 38M
	3000 K	465 lm		
	4000 K	514 lm		

CRI ≥ 90 | RG 0 IEC 62471 | DALI 1 ADDR. | III 48V

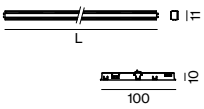

INDIRECT incl. feeder

INS. POWER	COLOUR TEMP.	LUM. FLUX	L (mm)	ORDER CODE
15.8 W	2700 K	1080 lm	1000	030-6330 :: 38M
	3000 K	1140 lm		
	4000 K	1190 lm		
32 W	2700 K	2170 lm	2000	030-6370 :: 38M
	3000 K	2280 lm		
	4000 K	2390 lm		

MOUNTING ACCESSORY

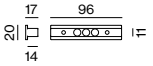

TYPE	ORDER CODE
3-in-1 mounting tool	030-2611000

for custom cut tracks, Indirect light inset and Pass Through connector

INSET POWER is the current consumption excluding any ballast
LUMINOUS FLUX value calculated for CRI ≥ 90, colour black



Quickinfo

2700 K, 3000 K, 3500 K, 4000 K
CRI ≥ 90, 3 SDCM
up to 2140 lm/m | 130 lm / W
DALI-2

Type

spotline

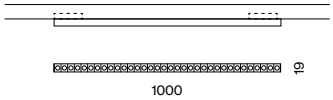

Colours

Light distribution

wide
flood

suitable for Interalu
smart ceilings & Hunter
Douglas Architectural

DIN EN 12464-1
UGR ≤ 19

high efficiency
up to 130 lm/W

SPOTLINE

linear inset 10

Order options

COLOUR TEMPERATURE

2700 K	4
3000 K	5
3500 K	7
4000 K	6

CONTROL

DALI-2

MATERIAL COLOUR

○ traffic white RAL 9016	7
● jet black RAL 9005	8

LIGHT OPTIC

spotline

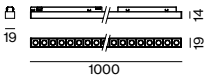

LIGHT INSET 10

SPOTLINE

INS. POWER	COLOUR TEMP.	LUM. FLUX	L (mm)	ORDER CODE
16.0 W	2700 K	1980 lm	1000	0 3 0 - 5 1 3 0 :: 3 ◪ W
	3000 K	2140 lm		
	3500 K	2140 lm		
	4000 K	2140 lm		

INSET POWER is the current consumption excluding any ballast
LUMINOUS FLUX value calculated for CRI ≥ 90, colour black



Quickinfo

2700 K, 3000 K, 3500 K, 4000 K
CRI ≥ 90, 3 SDCM
up to 1334 lm | 115 lm / W
DALI-2

Type

wallwasher

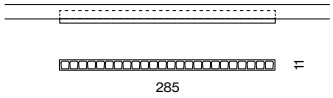

Colour

Light distribution

wall

WALLWASHER

linear inset 10

high efficiency
lens optic

Order options

COLOUR TEMPERATURE

2700 K	4
3000 K	5
3500 K	7
4000 K	6

CONTROL

DALI-2

MATERIAL COLOUR

● jet black RAL 9005

LIGHT OPTIC

wallwasher

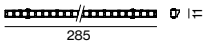

LIGHT INSET 10

WALLWASHER

INS. POWER	COLOUR TEMP.	LUM. FLUX	L (mm)	ORDER CODE
9.1 W	2700 K	1185 lm	300	0 3 0 - 5 0 1 0 ⁝⁝ 3 8 A
	3000 K	1242 lm		
	3500 K	1334 lm		
	4000 K	1334 lm		

INSET POWER is the current consumption excluding any ballast
LUMINOUS FLUX value calculated for CRI ≥ 90, colour black



DESIGN AWARD 2023

TILA

decorative inset 10

Quickinfo

2700 K, 3000 K, 3500 K, 4000 K
CRI ≥ 90
up to 91 lm / W
DALI-2

Types

adjustable rod

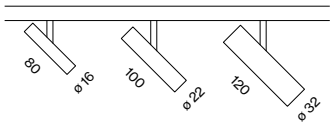

suspended

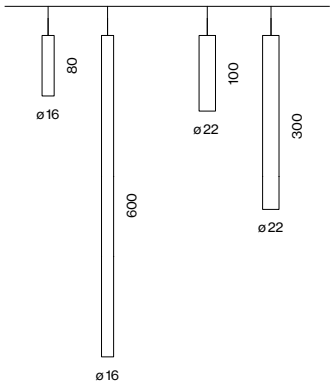

Colours

Light distributions

TILA 16

med. flood

TILA 22 / 32

spot med. flood

flex inset for
curve elements

glare control via
honeycomb louver

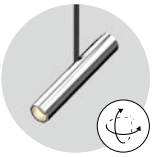

365° rotatable
135° tiltable

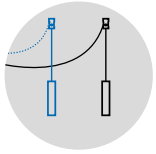

free positioning by
cable and hook

flush adapter
mounting

Order options

HOUSING HEIGHT TILA 16 L

80 mm	0
600 mm	1

HOUSING HEIGHT TILA 22 L

100 mm	3
300 mm	4

COLOUR TEMPERATURE

2700 K	4
3000 K	5
3500 K	7
4000 K	6

CONTROL

DALI-2

MATERIAL COLOUR

traffic white RAL 9016	7
jet black RAL 9005	8
brushed aluminium	6
chrome	4
gun metal	5
brushed brass	3
rose gold	9

BEAM ANGLE TILA 16

medium 23°	M
flood 31°	F

BEAM ANGLE TILA 22

spot 15°	S
medium 26°	M
flood 43°	F

TILA 16

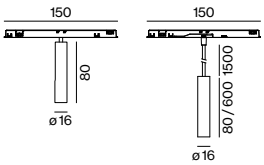

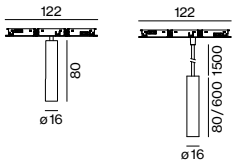

365° 135° | CRI ≥90 | DALI 1 ADDR. | III 48V

ADJUSTABLE

INSET POWER	COLOUR TEMP.	LUMINOUS FLUX	ORDER CODE
3.3 W	2700 K	205 lm	030-6500 :: 3 ◪ ▲
	3000 K	220 lm	
	4000 K	220 lm	

SUSPENDED

INSET POWER	COLOUR TEMP.	LUMINOUS FLUX	ORDER CODE
3.3 W	2700 K	205 lm	030-66 L 0 :: 3 ◪ ▲
	3000 K	220 lm	
	4000 K	220 lm	

ADJUSTABLE FLEX

INSET POWER	COLOUR TEMP.	LUMINOUS FLUX	ORDER CODE
3.3 W	2700 K	198 lm	030-7500 :: 3 ◪ ▲
	3000 K	213 lm	
	4000 K	220 lm	

SUSPENDED FLEX

INSET POWER	COLOUR TEMP.	LUMINOUS FLUX	ORDER CODE
3.3 W	2700 K	198 lm	030-76 L 0 :: 3 ◪ ▲
	3000 K	213 lm	
	4000 K	220 lm	

TILA 22

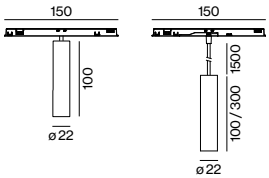

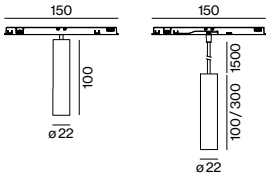

365° 135° | CRI ≥90 | DALI 1 ADDR. | III 48V

ADJUSTABLE

INSET POWER	COLOUR TEMP.	LUMINOUS FLUX	ORDER CODE
5.7 W	2700 K	347 lm	030-6530 :: 3 ◪ ▲
	3000 K	354 lm	
	4000 K	385 lm	

SUSPENDED

INSET POWER	COLOUR TEMP.	LUMINOUS FLUX	ORDER CODE
5.7 W	2700 K	347 lm	030-66 L 0 :: 3 ◪ ▲
	3000 K	354 lm	
	4000 K	385 lm	

ADJUSTABLE FLEX

INSET POWER	COLOUR TEMP.	LUMINOUS FLUX	ORDER CODE
5.7 W	2700 K	344 lm	030-7530 :: 3 ◪ ▲
	3000 K	351 lm	
	4000 K	385 lm	

SUSPENDED FLEX

INSET POWER	COLOUR TEMP.	LUMINOUS FLUX	ORDER CODE
5.7 W	2700 K	344 lm	030-76 L 0 :: 3 ◪ ▲
	3000 K	351 lm	
	4000 K	385 lm	

INSET POWER is the current consumption excluding any ballast
LUMINOUS FLUX value calculated for CRI ≥ 90, colour white, medium

Order options

COLOUR TEMPERATURE

2700 K	4
3000 K	5
3500 K	7
4000 K	6

CONTROL

DALI-2

MATERIAL COLOUR

traffic white RAL 9016	7
jet black RAL 9005	8
brushed aluminium	6
chrome	4
gun metal	5
brushed brass	3
rose gold	9

MATERIAL COLOUR ACCESSORIES

traffic white RAL 9016	7
jet black RAL 9005	8

BEAM ANGLE TILA 32

spot 18°	S
medium 24°	M
flood 34°	F

TILA 32

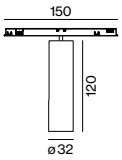

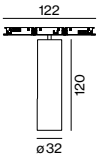

ADJUSTABLE

INSET POWER	COLOUR TEMP.	LUMINOUS FLUX	ORDER CODE
9.7 W	2700 K	824 lm	030-6560 :: 3 ◪ ▲
	3000 K	855 lm	
	4000 K	892 lm	

ADJUSTABLE FLEX

INSET POWER	COLOUR TEMP.	LUMINOUS FLUX	ORDER CODE
9.7 W	2700 K	824 lm	030-7560 :: 3 ◪ ▲
	3000 K	855 lm	
	4000 K	892 lm	

Mounting accessories

HOOK ceiling mounted

TYPE	Ø·H (mm)	ORDER CODE
hook	16·30	030-100001 ■

Optical accessories

HONEYCOMB LOUVER

TYPE	Ø·H (mm)	ORDER CODE
TILA 32	30·3	007-1965168

OVAL LENS

TYPE	Ø·H (mm)	ORDER CODE
TILA 32	30·3	007-1965860

SOFT LENS

TYPE	Ø·H (mm)	ORDER CODE
TILA 32	30·3	007-1965960

WALLWASHER LENS

TYPE	Ø·H (mm)	ORDER CODE
TILA 32	30·3	007-1965760

INSET POWER is the current consumption excluding any ballast
LUMINOUS FLUX value calculated for CRI ≥ 90, colour white, medium

Jewellery Shop
Visualisation

Quickinfo

2700 K, 3000 K, 3500 K, 4000 K
CRI ≥ 90, 2 SDCM
up to 1140 lm | 105 lm / W
DALI-2

Types

square track



round track



Colours

Light distributions

TARO 32

spot med. flood

TARO 45

med. flood wall floor

DESIGN AWARD 2023

TARO

decorative inset 10

wallwasher floor
360° rotatable

wallwasher
floor

Order options

COLOUR TEMPERATURE

2700 K	4
3000 K	5
3500 K	7
4000 K	6

CONTROL

DALI-2

MATERIAL COLOUR

traffic white RAL 9016	7
jet black RAL 9005	8
brushed aluminium	6
chrome	4
gun metal	5
brushed brass	3
rose gold	9

BEAM ANGLE TARO 32

spot 18°	S
medium 24°	M
flood 34°	F

BEAM ANGLE TARO 45

medium 24°	M
flood 36°	F

TARO 32

CRI ≥90 · DALI 1 ADDR. · 48V

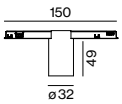

DOWNLIGHT SQUARE TRACK

INSET POWER	COLOUR TEMP.	LUMINOUS FLUX	ORDER CODE
9.6 W	2700 K	796 lm	030-6700 3 ▲
	3000 K	826 lm	
	4000 K	862 lm	

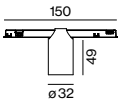

DOWNLIGHT ROUND TRACK

INSET POWER	COLOUR TEMP.	LUMINOUS FLUX	ORDER CODE
9.6 W	2700 K	796 lm	030-6740 3 ▲
	3000 K	826 lm	
	4000 K	862 lm	

TARO 45

CRI ≥90 · DALI 1 ADDR. · 48V

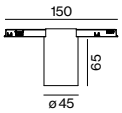

DOWNLIGHT SQUARE TRACK

INSET POWER	COLOUR TEMP.	LUMINOUS FLUX	ORDER CODE
10.9 W	2700 K	1050 lm	030-6710 3 ▲
	3000 K	1090 lm	
	4000 K	1140 lm	

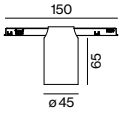

DOWNLIGHT ROUND TRACK

INSET POWER	COLOUR TEMP.	LUMINOUS FLUX	ORDER CODE
10.9 W	2700 K	1050 lm	030-6750 3 ▲
	3000 K	1090 lm	
	4000 K	1140 lm	

TARO 45 wallwasher floor

360° · CRI ≥90 · DALI 1 ADDR. · 48V

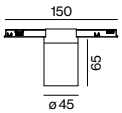

WALLWASHER FLOOR SQUARE TRACK

INSET POWER	COLOUR TEMP.	LUMINOUS FLUX	ORDER CODE
9.3 W	2700 K	840 lm	030-6780 3 W
	3000 K	790 lm	
	4000 K	790 lm	

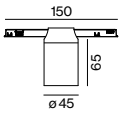

WALLWASHER FLOOR ROUND TRACK

INSET POWER	COLOUR TEMP.	LUMINOUS FLUX	ORDER CODE
9.3 W	2700 K	840 lm	030-6790 3 W
	3000 K	790 lm	
	4000 K	790 lm	

Optical accessories

HONEYCOMB LOUVER

TYPE	Ø·H (mm)	ORDER CODE
TARO 32	30·4	007-1965168
TARO 45	42·3	007-1965188

OVAL LENS

TYPE	Ø·H (mm)	ORDER CODE
TARO 32	30·3	007-1965860
TARO 45	42·3	007-1965880

SOFT LENS

TYPE	Ø·H (mm)	ORDER CODE
TARO 32	30·3	007-1965960
TARO 45	42·3	007-1965980

WALLWASHER LENS

TYPE	Ø·H (mm)	ORDER CODE
TARO 32	30·3	007-1965760
TARO 45	42·3	007-1965780

INSET POWER is the current consumption excluding any ballast
LUMINOUS FLUX value calculated for CRI ≥ 90, colour white, medium

Quickinfo

2700 K, 3000 K, 3500 K, 4000 K
CRI ≥ 90, 2 SDCM
up to 1480 lm | 80 lm / W
DALI-2

Type

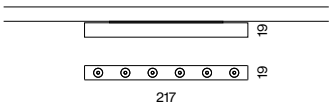

Colours

Light distributions

DESIGN AWARD 2023

GIRA

decorative inset 10

360°
rotatable

wallwasher
floor

Order options

COLOUR TEMPERATURE

2700 K	4
3000 K	5
3500 K	7
4000 K	6

CONTROL

DALI-2

MATERIAL COLOUR

○ traffic white RAL 9016	7
● jet black RAL 9005	8

BEAM ANGLE

medium 23°	M
flood 34°	F

GIRA

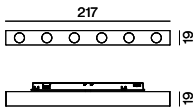

360° | CRI ≥90 | DALI 1 ADDR. | 48V

DOWNLIGHT ROTATABLE

INSET POWER	COLOUR TEMP.	LUMINOUS FLUX	ORDER CODE
18.2 W	2700 K	1290 lm	0 3 0 - 6 4 1 0 ⁝⁝ 3 ◪ ▲
	3000 K	1450 lm	
	4000 K	1450 lm	

GIRA wallwasher floor

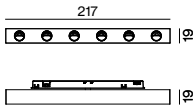

360° | CRI ≥90 | DALI 1 ADDR. | 48V | pending | CB pending

WALLWASHER FLOOR ROTATABLE

INSET POWER	COLOUR TEMP.	LUMINOUS FLUX	ORDER CODE
18.8 W	2700 K	1370 lm	0 3 0 - 6 4 3 0 ⁝⁝ 3 ◪ W
	3000 K	1480 lm	
	4000 K	1480 lm	

INSET POWER is the current consumption excluding any ballast
LUMINOUS FLUX value calculated for CRI ≥ 90, colour white, medium

Quickinfo

2700 K, 3000 K, 3500 K, 4000 K
CRI ≥ 90, 2 SDCM
up to 1050 lm | 130 lm / W
DALI-2

Types

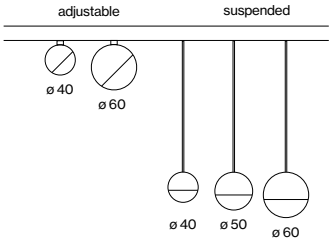

Colours

Light distribution

direct

365° rotatable
90° tiltable

flex inset for
curve elements

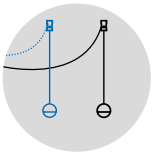
free positioning by
cable and hook

high quality
glass lens

DESIGN AWARD 2023

NOBA

decorative inset 10

Order options

COLOUR TEMPERATURE

2700 K	4
3000 K	5
3500 K	7
4000 K	6

CONTROL

DALI-2

MATERIAL COLOUR

traffic white RAL 9016	7
jet black RAL 9005	8
brushed aluminium	6
chrome	4
gun metal	5
brushed brass	3
rose gold	9

BEAM ANGLE

wide flood 67°

NOBA 40

365° 90° | CRI ≥ 90 | DALI 1 ADDR. | III 48V

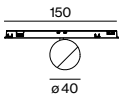

SPOTLIGHT ADJUSTABLE

INSET POWER	COLOUR TEMP.	LUMINOUS FLUX	ORDER CODE
3.5 W	2700 K	405 lm	030-6800 :: 3
	3000 K	421 lm	
	4000 K	441 lm	

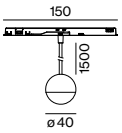

DOWNLIGHT SUSPENDED

INSET POWER	COLOUR TEMP.	LUMINOUS FLUX	ORDER CODE
3.5 W	2700 K	405 lm	030-6900 :: 3
	3000 K	421 lm	
	4000 K	441 lm	

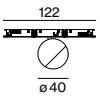

SPOTLIGHT ADJUSTABLE FLEX

INSET POWER	COLOUR TEMP.	LUMINOUS FLUX	ORDER CODE
3.5 W	2700 K	405 lm	030-7800 :: 3
	3000 K	421 lm	
	4000 K	441 lm	

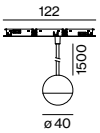

DOWNLIGHT SUSPENDED FLEX

INSET POWER	COLOUR TEMP.	LUMINOUS FLUX	ORDER CODE
3.5 W	2700 K	405 lm	030-7900 :: 3
	3000 K	421 lm	
	4000 K	441 lm	

NOBA 50

CRI ≥ 90 | DALI 1 ADDR. | III 48V

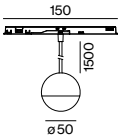

DOWNLIGHT SUSPENDED

INSET POWER	COLOUR TEMP.	LUMINOUS FLUX	ORDER CODE
7.1 W	2700 K	819 lm	030-6910 :: 3
	3000 K	851 lm	
	4000 K	891 lm	

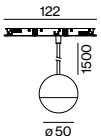

DOWNLIGHT SUSPENDED FLEX

INSET POWER	COLOUR TEMP.	LUMINOUS FLUX	ORDER CODE
7.1 W	2700 K	819 lm	030-7910 :: 3
	3000 K	851 lm	
	4000 K	891 lm	

NOBA 60

365° 90° | CRI ≥ 90 | DALI 1 ADDR. | III 48V

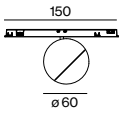

SPOTLIGHT ADJUSTABLE

INSET POWER	COLOUR TEMP.	LUMINOUS FLUX	ORDER CODE
8.1 W	2700 K	961 lm	030-6820 :: 3
	3000 K	999 lm	
	4000 K	1050 lm	

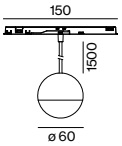

DOWNLIGHT SUSPENDED

INSET POWER	COLOUR TEMP.	LUMINOUS FLUX	ORDER CODE
8.1 W	2700 K	961 lm	030-6920 :: 3
	3000 K	999 lm	
	4000 K	1050 lm	

INSET POWER is the current consumption excluding any ballast
LUMINOUS FLUX value calculated for CRI ≥ 90, colour white

Order options

COLOUR TEMPERATURE

2700 K	4
3000 K	5
3500 K	7
4000 K	6

CONTROL

DALI-2

MATERIAL COLOUR

traffic white RAL 9016	7
jet black RAL 9005	8
brushed aluminium	6
chrome	4
gun metal	5
brushed brass	3
rose gold	9

MATERIAL COLOUR ACCESSORIES

traffic white RAL 9016	7
jet black RAL 9005	8

BEAM ANGLE

wide flood 67°

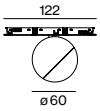

SPOTLIGHT ADJUSTABLE FLEX

INSET POWER	COLOUR TEMP.	LUMINOUS FLUX	ORDER CODE
8.1 W	2700 K	961 lm	030-7820 3
	3000 K	999 lm	
	4000 K	1050 lm	

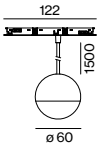

DOWNLIGHT SUSPENDED FLEX

INSET POWER	COLOUR TEMP.	LUMINOUS FLUX	ORDER CODE
8.1 W	2700 K	961 lm	030-7920 3
	3000 K	999 lm	
	4000 K	1050 lm	

Mounting accessories

HOOK ceiling mounted

TYPE	Ø·H (mm)	ORDER CODE
hook	16·30	030-100001

INSET POWER is the current consumption excluding any ballast
LUMINOUS FLUX value calculated for CRI ≥ 90, colour white

Private Residence
Visualisation

Quickinfo

2700 K, 3000 K, 3500 K, 4000 K
CRI ≥ 90, 2 SDCM
up to 2200 lm | 131 lm/W
DALI-2

Types

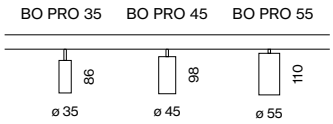

Colours

raw

Light distributions

spot
med.
flood
wide flood

changeable optic and accessories

flush adapter mounting

flex inset for curve elements

oval lens for oval light illumination

360° rotatable
90° tiltable

BO PRO

spotlight inset 10

Order options

COLOUR TEMPERATURE

2700 K	4
3000 K	5
3500 K	7
4000 K	6

CONTROL

DALI-2

MATERIAL COLOUR

traffic white RAL 9016	7
jet black RAL 9005	8
raw aluminium	0

BEAM ANGLE

BO PRO 35

spot 20°	S
medium 30°	M
flood 38°	F
wide flood 50°	W

BO PRO 45

spot 20°	S
medium 31°	M
flood 39°	F
wide flood 50°	W

BO PRO 55

spot 20°	S
medium 24°	M
flood 37°	F
wide flood 46°	W

BO PRO 35

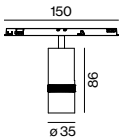

360° 90° | CRI ≥90 | DALI 1 ADDR. | 48V

ADJUSTABLE

INSET POWER	COLOUR TEMP.	LUMINOUS FLUX	ORDER CODE
6.7 W	4000 K	836 lm	030-5500 :: 3 ◪ ▲

ADJUSTABLE FLEX

INSET POWER	COLOUR TEMP.	LUMINOUS FLUX	ORDER CODE
6.7 W	4000 K	836 lm	030-8500 :: 3 ◪ ▲

BO PRO 45

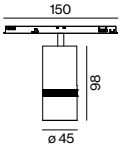

360° 90° | CRI ≥90 | DALI 1 ADDR. | 48V

ADJUSTABLE

INSET POWER	COLOUR TEMP.	LUMINOUS FLUX	ORDER CODE
10.0 W	4000 K	1425 lm	030-5510 :: 3 ◪ ▲

ADJUSTABLE FLEX

INSET POWER	COLOUR TEMP.	LUMINOUS FLUX	ORDER CODE
10.0 W	4000 K	1425 lm	030-8510 :: 3 ◪ ▲

BO PRO 55

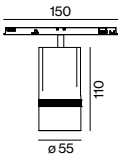

360° 90° | CRI ≥90 | DALI 1 ADDR. | 48V

ADJUSTABLE

INSET POWER	COLOUR TEMP.	LUMINOUS FLUX	ORDER CODE
14.4 W	4000 K	2200 lm	030-5520 :: 3 ◪ ▲

ADJUSTABLE FLEX

INSET POWER	COLOUR TEMP.	LUMINOUS FLUX	ORDER CODE
14.4 W	4000 K	2200 lm	030-8520 :: 3 ◪ ▲

Optical accessories

see next page

Exchangeable optics

see next page

INSET POWER is the current consumption excluding any ballast
LUMINOUS FLUX value calculated for 4000 K, CRI ≥ 90, colour white, medium
2700 K -5 %, 3000 K -2 %, 3500 K -1 %

Order options

MATERIAL COLOUR

○ traffic white RAL 9016	7
● jet black RAL 9005	8
raw aluminium	0

BEAM ANGLE BO PRO 35 ▲

medium 30°	M
flood 38°	F
wide flood 50°	W

BEAM ANGLE BO PRO 45 ▲

medium 31°	M
flood 39°	F
wide flood 50°	W

BEAM ANGLE BO PRO 55 ▲

medium 24°	M
flood 37°	F
wide flood 46°	W

Optical accessories

HONEYCOMB LOUVER black

TYPE	ORDER CODE
BO PRO 35	005-5420218
BO PRO 45	005-5420318
BO PRO 55	005-5420418

OVAL LENS

TYPE	ORDER CODE
BO PRO 35	005-5421210
BO PRO 45	005-5421310
BO PRO 55	005-5421410

SOFT LENS

TYPE	ORDER CODE
BO PRO 35	005-5422210
BO PRO 45	005-5422310
BO PRO 55	005-5422410

WALLWASHER LENS

TYPE	ORDER CODE
BO PRO 35	005-5423210
BO PRO 45	005-5423310
BO PRO 55	005-5423410

LONG SNOOT

TYPE	ORDER CODE
BO PRO 35	005-542421
BO PRO 45	005-542431
BO PRO 55	005-542441

Exchangeable optics

LENS

TYPE	ORDER CODE
BO PRO 35	005-5412218 ▲
BO PRO 45	005-5412318 ▲
BO PRO 55	005-5412418 ▲

Fashion Store
Visualisation

Quickinfo

2700 K, 3000 K, 3500 K, 4000 K
CRI ≥ 90, 3 SDCM
up to 1350 lm | 153 lm/W
UGR ≤ 19 / 65° ≤ 1500 cd/m²
L90 @ 50 000 h
DALI-2
louver, spotline

Types

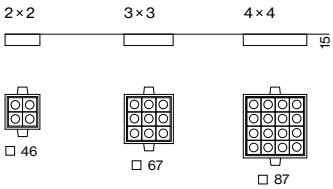

Colours

Light distribution

single luminaire available

high efficiency up to 153 lm/W

CUBIS

inset

Order options

COLOUR TEMPERATURE

2700 K	9
3000 K	0
3500 K	2
4000 K	1

CONTROL

DALI-2

HOUSING COLOUR

○ traffic white RAL 9016	7
● jet black RAL 9005	8

LOUVER COLOUR

chrome reflector	4
black reflector	8

SPOTLINE COLOUR

traffic white RAL 9016	7
jet black RAL 9005	8

CUBIS 2×2

UGR ≤ 16 | cd/m² ≤1500 | CRI ≥ 90 | DALI 1ADDR. | 48V | X-PERT | X-PERT

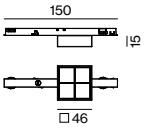

LOUVER | SUPER WIDE FLOOD

SYSTEM POWER	COLOUR TEMP.	LUM. FLUX	ORDER CODE
2.3 W, 200 mA	3000 K	335 lm	030-5600 :: 3 ◪ ■ X

SPOTLINE | MEDIUM

SYSTEM POWER	COLOUR TEMP.	LUM. FLUX	ORDER CODE
2.3 W, 200 mA	3000 K	325 lm	030-5700 :: 3 ◪ □ M

SPOTLINE | WIDE FLOOD

SYSTEM POWER	COLOUR TEMP.	LUM. FLUX	ORDER CODE
2.3 W, 200 mA	3000 K	325 lm	030-5700 :: 3 ◪ □ W

CUBIS 3×3

UGR ≤ 16 | cd/m² ≤1500 | CRI ≥ 90 | DALI 1ADDR. | 48V | X-PERT | X-PERT

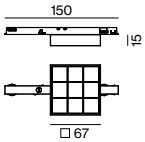

LOUVER | SUPER WIDE FLOOD

SYSTEM POWER	COLOUR TEMP.	LUM. FLUX	ORDER CODE
5.1 W, 200 mA	3000 K	750 lm	030-5610 :: 3 ◪ ■ X

SPOTLINE | MEDIUM

SYSTEM POWER	COLOUR TEMP.	LUM. FLUX	ORDER CODE
5.1 W, 200 mA	3000 K	730 lm	030-5710 :: 3 ◪ □ M

SPOTLINE | WIDE FLOOD

SYSTEM POWER	COLOUR TEMP.	LUM. FLUX	ORDER CODE
5.1 W, 200 mA	3000 K	730 lm	030-5710 :: 3 ◪ □ W

CUBIS 4×4

UGR ≤ 16 | cd/m² ≤1500 | CRI ≥ 90 | DALI 1ADDR. | 48V | X-PERT | X-PERT

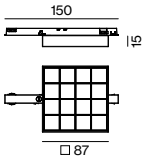

LOUVER | SUPER WIDE FLOOD

SYSTEM POWER	COLOUR TEMP.	LUM. FLUX	ORDER CODE
9.0 W, 400 mA	3000 K	1340 lm	030-5620 :: 3 ◪ ■ X

SPOTLINE | MEDIUM

SYSTEM POWER	COLOUR TEMP.	LUM. FLUX	ORDER CODE
9.0 W, 400 mA	3000 K	1300 lm	030-5720 :: 3 ◪ □ M

SPOTLINE | WIDE FLOOD

SYSTEM POWER	COLOUR TEMP.	LUM. FLUX	ORDER CODE
9.0 W, 400 mA	3000 K	1300 lm	030-5720 :: 3 ◪ □ W

LUMINOUS FLUX value calculated for
3000 K, CRI ≥ 90, louver chrome or spotline white
2700 K -4 %, 3500 K +6 %, 4000 K +6 %